



**District Report Card: 2017**


<b>State:</b> Gujarat	<b>District:</b> Dohad
<b>Class:</b> 8	<b>Subject:</b> Mathematics
<b>Schools:</b> 51	<b>Students:</b> 1306


**Participation/Coverage**


**Students**

<b>GENDER</b> 	Boys		Girls	
	Number	%	Number	%
	706	54.06	600	45.94

<b>AREA</b> 	Rural		Urban	
	Number	%	Number	%
	1181	90.43	125	9.57

<b>CATEGORY</b> 	SC		ST		OBC		GEN	
	Number	%	Number	%	Number	%	Number	%
	36	2.76	949	72.66	315	24.12	6	0.46

<b>CWSN</b> 	LD	VI	HI	S&LD	ID	Oth
	3	0	0	1	1	3

<b>Management</b> 	Government		Government-aided	
	Number	%	Number	%
	1199	91.81	107	8.19

**Average Performance of Students in Mathematics (%)**

Overall	Gender		Area		Management		Social Group			
	Male	Female	Rural	Urban	Govt.	Aided	SC	ST	OBC	GEN
59.65	58.10	61.47	59.95	56.75	60.68	48.04	65.37	59.60	59.24	54.44

## Performance on Learning Outcomes (LOs)

Learning Outcomes	Description	Average Performance(%)
M601	Solves problems involving large numbers by applying appropriate operations	55.56
M606	Solves problems on daily life situations involving addition and subtraction of fractions / decimals	71.76
M620	Finds out the perimeter and area of rectangular objects in the surroundings like floor of the class room, surfaces of a chalk box etc.	65.10
M621	Arranges given/collected information in the form of table, pictograph and bar graph and interprets them	67.90
M702	Interprets the division and multiplication of fractions	53.29
M705	Solves problems related to daily life situations involving rational numbers	57.43
M706	Uses exponential form of numbers to simplify problems involving multiplication and division of large numbers	62.77
M707	Adds/subtracts algebraic expressions	72.59
M710	Solves problems related to conversion of percentage to fraction and decimal and vice versa	56.38
M717	Finds out approximate area of closed shapes by using unit square grid/graph sheet	34.41
M719	Finds various representative values for simple data from her/his daily life contexts like mean, median and mode	61.00
M721	Interprets data using bar graph	72.95
M801	Generalizes properties of addition, subtraction, multiplication and division of rational numbers through patterns	44.53
M802	Finds rational numbers between two given rational numbers	63.37
M803	Proves divisibility rules of 2, 3, 4, 5, 6, 9 and 11	68.98
M804	Finds squares, cubes, square roots and cube roots of numbers using different methods	67.93
M808	Uses various algebraic identities in solving problems of daily life	64.74
M812	Verifies properties of parallelogram and establishes the relationship between them through reasoning	47.65
M818	Finds surface area and volume of cuboidal and cylindrical object	34.04
M819	Draws and interprets bar charts and pie charts	68.15

Range of Performance of Students who Answered Correctly							
Below 30%		30% - 50%		50% - 75%		Above 75%	
Number	%	Number	%	Number	%	Number	%
161	12.33	261	19.98	547	41.88	337	25.80

## Lowest Performing Learning Outcomes (LOs)

- 1 - Finds surface area and volume of cuboidal and cylindrical object (34.04)
- 2 - Finds out approximate area of closed shapes by using unit square grid/graph sheet (34.41)
- 3 - Generalizes properties of addition, subtraction, multiplication and division of rational numbers through patterns (44.53)

- 4 - Verifies properties of parallelogram and establishes the relationship between them through reasoning (47.65)
- 5 - Interprets the division and multiplication of fractions (53.29)